

Welcome to the Investor Experience



Choose Your View:
Dashboard gives you 4 screens on
One page.

- Dashboard
- Performance
- Allocation
- Activity Summary
- Transactions



Good Afternoon, Client!

Total Value
\$27,179.48

Accounts

403B FBO First Last Name

\$27,179.48


XXXXX1126

GuideStream
Financial

Helping You Navigate Life's Currents

<https://guidestreamfinancial.com/>

 800-325-8975

 8050 Spring Arbor Rd., PO Box 580, Spring Arbor, MI 49283

First Last Name 403(b) ▾

 Filter

Toggle between accounts
Click Here

Customize Date Range
Click Here

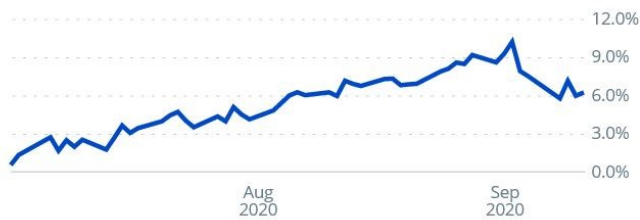
Update your account
settings. Click Here

Quarter To Date as of 09/11/2020 

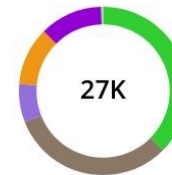
Performance >

■ First Last Name FBO 403(b)

6.2%



Allocation >



Group By: Classes ▾

US EQUITIES	37.43%	10,172.62
NON US EQUITIES	31.59%	8,586.42
LISTED REAL ESTATE	7.32%	1,989.69
HEDGE FUND STRATEGIES	11.22%	3,049.31
GLOBAL FIXED INCOME	12.08%	3,282.74

For Detailed View
Click Here

First Last Name 403(b) ▾

 Filter

Quarter To Date as of 09/11/2020 

Activity Summary >

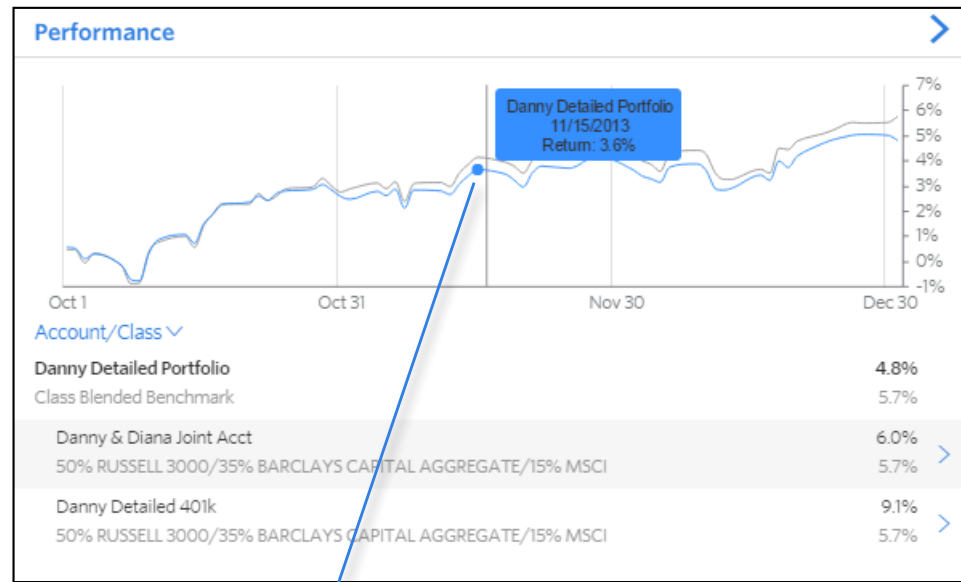


Beginning Value	24,446.78
Net Additions	1,225.60
Gain/Loss	1,507.10
Ending Value	27,179.48

Transactions >

Date	Type - Symbol	Amount
09/03/20	Sale - GRFXX	(256.49)
09/02/20	Sale - GRFXX	(376.92)
09/02/20	Buy - BXMIX	96.63
09/02/20	Dividend - DBLFX	4.20
09/02/20	Dividend Reinvestment - DBLFX	4.20
09/01/20	Buy - GRFXX	612.80
09/01/20	Buy - QDVYX	10.04
09/01/20	Buy - BCOIX	93.01
09/01/20	Buy - BSMIX	34.02
09/01/20	Buy - DBLFX	106.55

Performance : View investment performance across your portfolio



(consolidated view)

Hover to view
returns through a
specific date

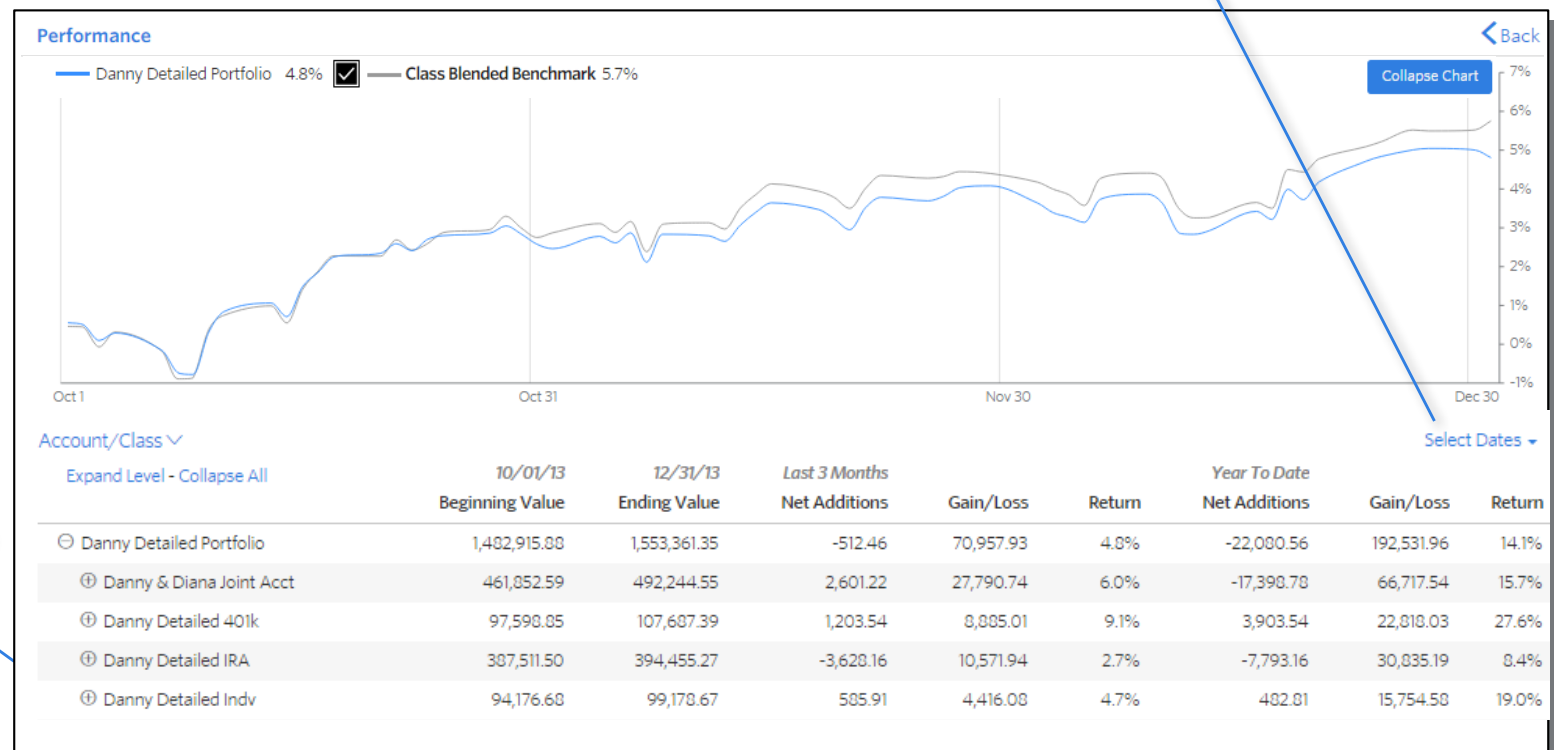
Expand and
collapse the
grouped sections

All account information is updated as of the prior business day

Most benchmark information updates daily, the only exceptions are:

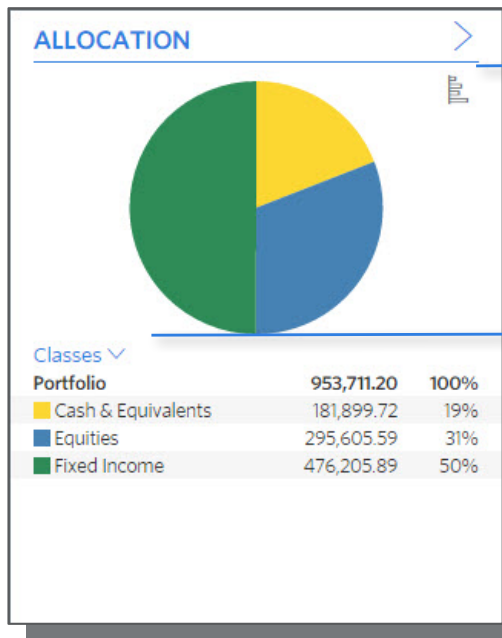
- MSCI ACWI ex-US
 - Updated as of 2 prior business days
- HFRI Fund of Funds Composite Index
 - Updated monthly once information is released

Select available date ranges for display.



(expanded view)

Allocation: View the allocation breakdown of your portfolio



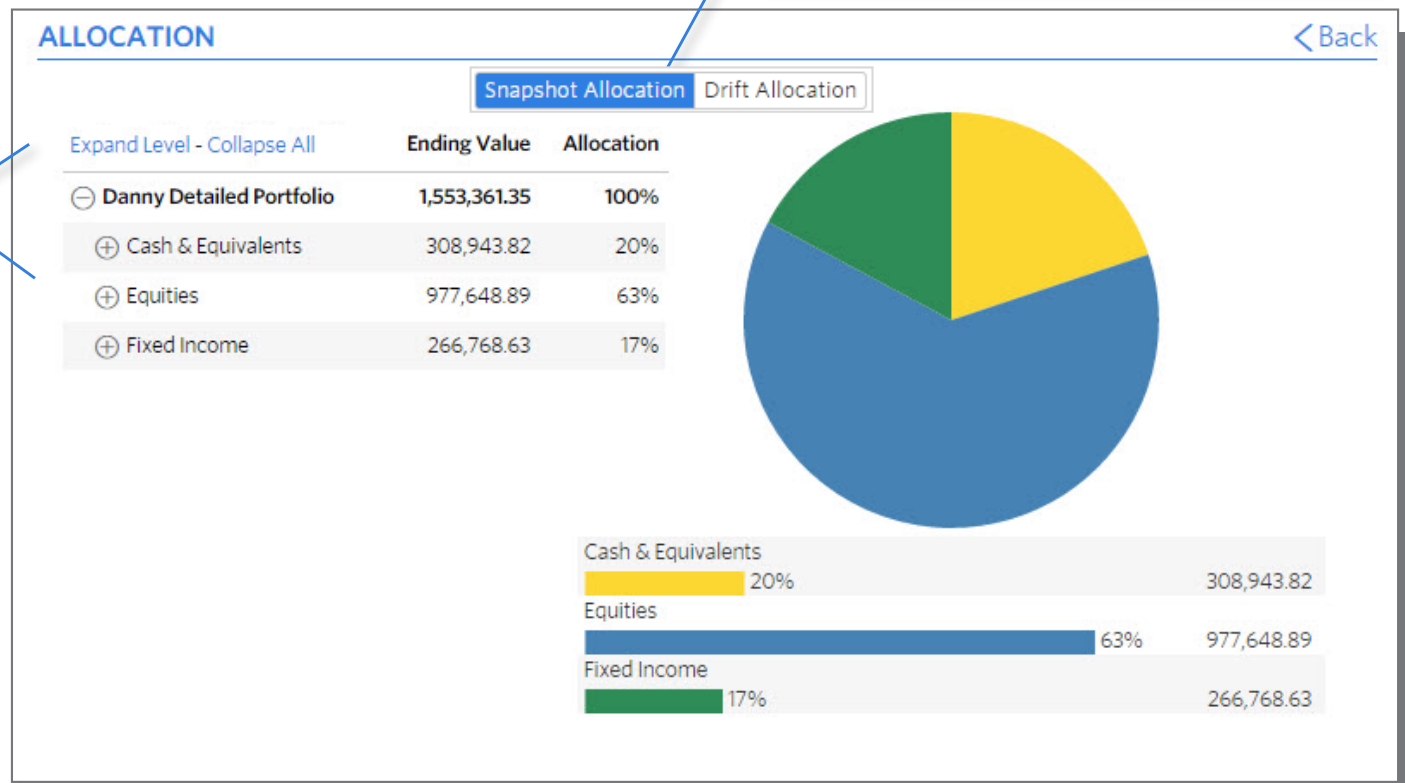
(consolidated view)

Toggle to view a pie chart or bar chart

Select desired allocation level

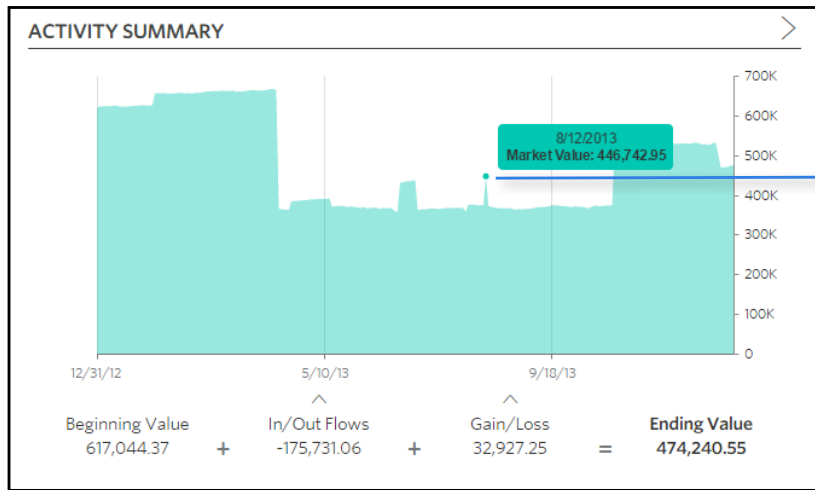
View Snapshot or select Drift Allocation to view allocation over a period of time

Data dynamically reflects the level selected



(expanded view)

Activity Summary: View activity and changes in your portfolio or account balance



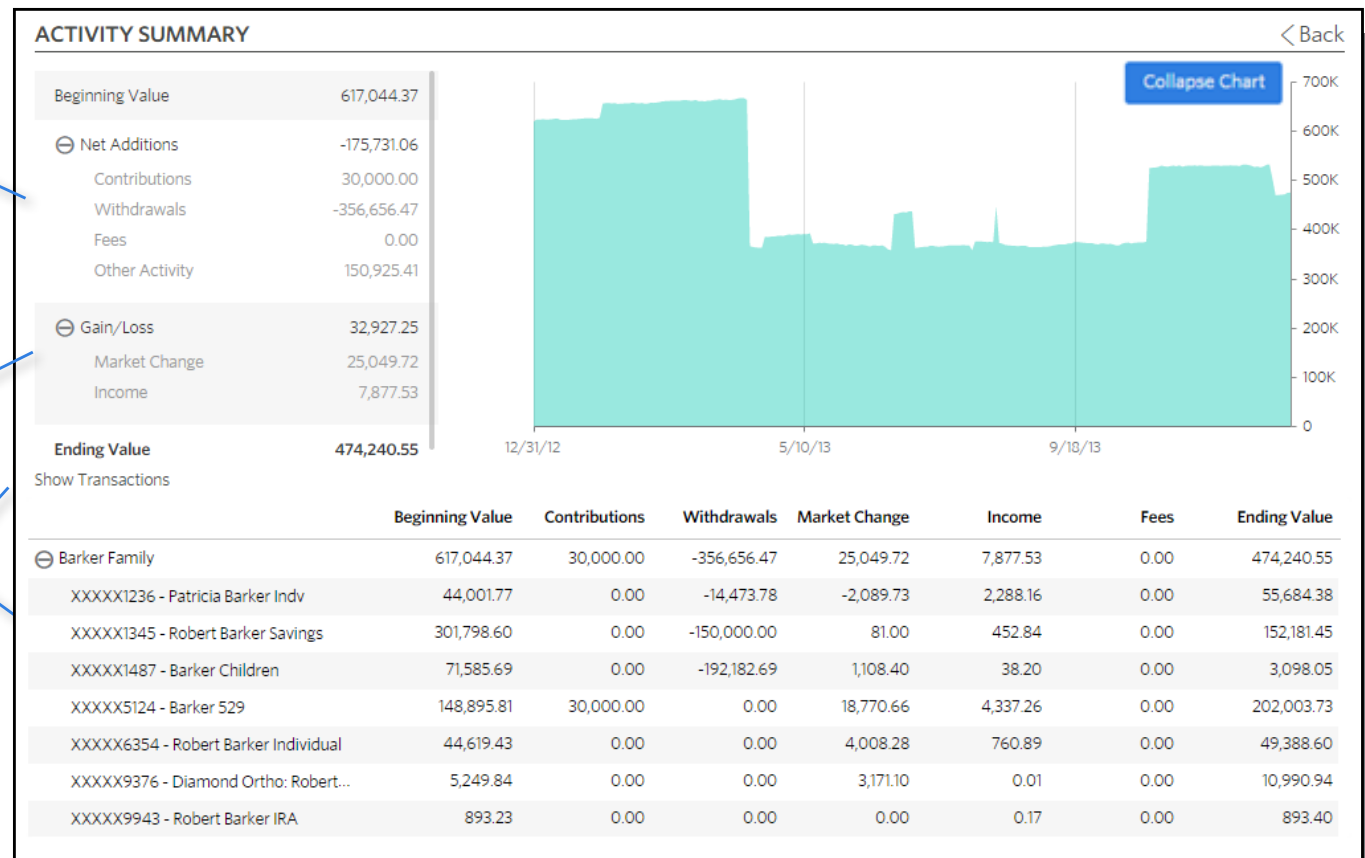
(consolidated view)

Hover to view the market value for a specific date

View breakout of additions and withdrawals

See income and performance breakouts

Toggle to view either account summary detail or transactions



(expanded view)

Transactions: View and filter the most recent transactions in your portfolio

TRANSACTIONS			>
Date ▾	Action - Symbol	Amount	Filter
12/31/13	Dividend	0.01	>
12/31/13	Reinvestment - FDRXX	0.01	>
12/31/13	Dividend - FDRXX	0.01	>
12/31/13	Dividend	0.14	>
12/31/13	Reinvestment - FDAXX	0.14	>
12/31/13	Dividend - FDAXX	0.14	>
12/31/13	Dividend	1.29	>
12/31/13	Reinvestment - FDAXX	1.29	>
12/31/13	Dividend - FDAXX	1.29	>
12/31/13	Dividend	0.03	>

(consolidated view)

Filter by transaction type (available filters are determined by your advisor)

TRANSACTIONS

☒ Check All

☒ Buy
 ☒ Capital Gains

☒ Contributions
 ☒ Expenses

☒ Income
 ☒ Other

☒ Reinvestments
 ☒ Sells

☒ Withdrawals

Apply Filter

Cancel

Export table data to an Excel spreadsheet

Transactions							< Back
Date ▾	Account	Type	Asset Name	Action	Price	Amount	Export
12/31/13	Barker 529	Dividend Reinvestment	PRIME FUND DAILY MONEY CLASS	Dividend Reinvestment	1.0	0.1	>
12/31/13	Barker 529	Dividend	PRIME FUND DAILY MONEY CLASS	Dividend	--	0.1	>
12/31/13	Barker Children	Dividend Reinvestment	FIDELITY CASH RESERVES	Dividend Reinvestment	1.0	0.4	>
12/31/13	Barker Children	Dividend	FIDELITY CASH RESERVES	Dividend	--	0.4	>
12/30/13	Barker Children	Cash Deposit	CASH	Cash Deposit	1.0	3,097.7	>
12/30/13	Barker Children	Buy	FIDELITY CASH RESERVES	Buy Money Market	1.0	3,097.7	>
12/23/13	Barker Children	Sale	FIDELITY CASH RESERVES	Sale	1.0	30,244.2	>

(expanded view)

Transactions

< View All Transactions

Return Date: 12/30/2013

Account Number:

Account Name: Barker Children

Asset Name: CASH

Symbol: CASH

Type: Cash Deposit

Action: Cash Deposit

Units: 3,097.7

Price: 1.0

Amount: 3,097.7

Custodian: National Financial

Custodial Description:

Notes:

Select individual transactions to view additional detail

Trouble logging in?
What's the problem?

I forgot my password.

I forgot my username.

I need to unlock my account.

Select "Trouble logging in?"
on the sign-in page for help

You will receive an email with a link to
access the site

Follow the steps provided to resolve
login issues

Please use the link below to reset your password:

<https://bd3.bdreporting.com/Auth/Default/ResetPassword/CtEU7X0gT0StVRValXJGdA>

This is a temporary link and will expire in 2 days.

If you did not request this password reset, please contact your administrator.

Thanks,
Black Diamond


--- This is an auto generated email. Please do not reply. ---

Mobile Access: Bookmark the Investor Experience on your mobile device.

Open the browser on your mobile device and navigate to: <http://guidestream.com/myaccount/>

**Note: If using iOS, you must use Safari to add Investor Experience to the Home Screen*

iPhone/iPad

- 1) Login with your username and password
- 2) Select the  icon
- 3) Select “Add to Home Screen”
- 4) Select “Add”

Android

- 1) Login with your username and password
- 2) Select the [:] icon
- 3) Select “Add to Home Screen”
- 4) Select “Add”

Information Security

We take your privacy seriously and this platform has implemented strong security measures and data protection policies. All investment data and documents are stored in high-security data centers with multiple layers of protection in place. Information on this site is read-only and follows relevant federal and state privacy protection regulations.